

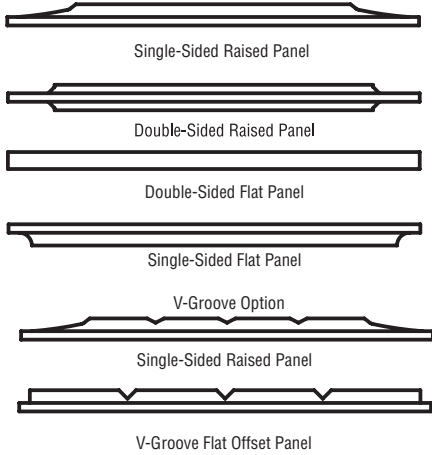


MILLWORK  
TRADERS

# EXTERIOR SHUTTERS PANEL / TRIM OPTIONS

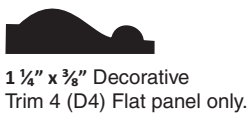
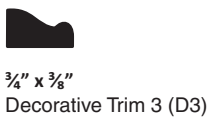
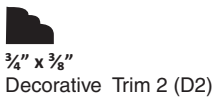

• Panel Profiles and Decorative Trim Options •

## PANEL PROFILES



## STOCK TRIM PROFILES

Trim designs may be inset with any panel profile except D4 which is available on flat panels only.



## PANEL PROFILES WITH TRIM MOULDING

Single-Sided  
Trim Application

$1 \frac{1}{8}$ " Standard Stile: Inset trim available one side only  
Trim designs may be inset with any panel profile except D4, which is available on flat panels only.

Double-Sided  
Trim Application

Standard  
1-1/8" Stile

DesignLine  
1-3/8" Stile

